

Stellar® Adjustable Sliding Jib Hooklift Hoists

SLIDER20



TECHNICAL SPECIFICATION GUIDE

The Stellar® Slider20 hooklift loader is a container handling system mounted on a truck chassis that is capable of loading, unloading and dumping various containers with lengths ranging from 12' to 16' with the use of a sliding jib.

The hex jib reduces flex and provides greater structural integrity. The Stellar Slider20 has up to 20,000 pound capacity with a maximum dump angle of 55°.

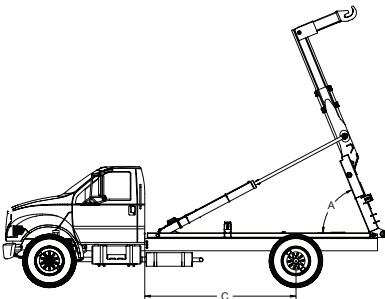
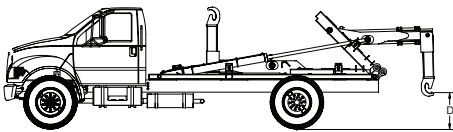
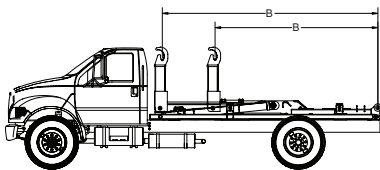
This class of hooklift is known for its versatile design, ease of operation and popularity in the waste industry. All models of the Stellar Slider feature greaseable bushings, the Stellar patented dump/load interlock system, and an efficient low flow/high pressure hydraulic system with standard power beyond port to provide hydraulics to other accessories. Rugged rear body tie-downs ensure body stability when in transit). Stellar Slider hooklifts provide a full-length dump frame and rollers positioned throughout the loader, instead of saddles with wear pads. All Stellar hooklifts operate using in-cab controls. This allows for precise metering of the manual hydraulic valve while offering a clear and safe view of the operation through the rear window.



Our People. Our Products.

STELLAR® SLIDER20 HOOKLIFT

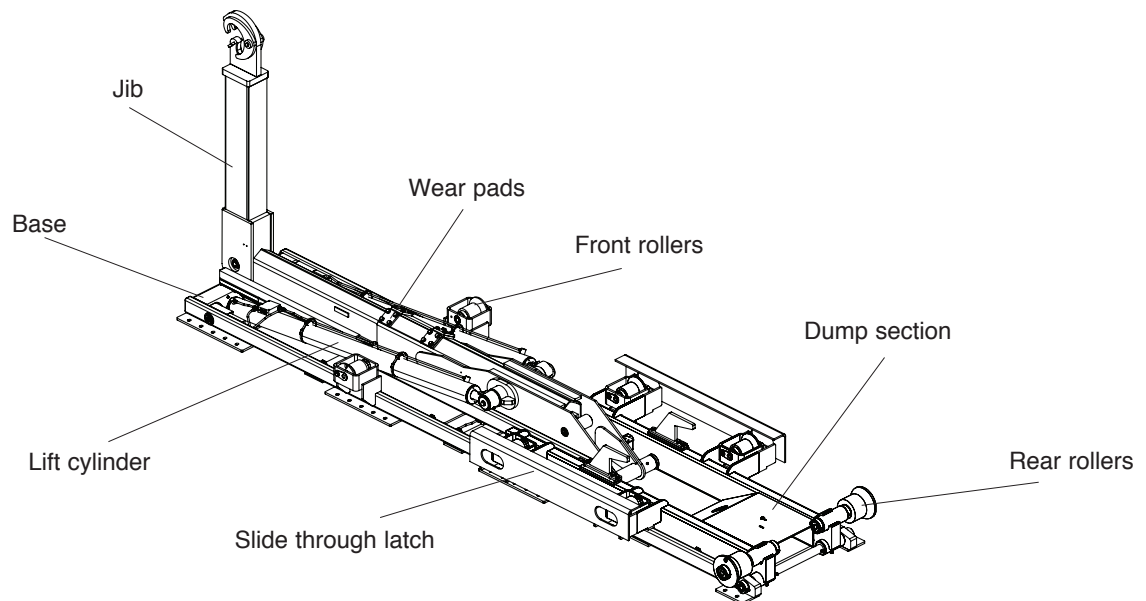
- Will accommodate bodies from 12-feet up to 16-feet long and still retain the maximum rated dump angle on a 40-inch high frame truck. Longer bodies may be accommodated with reduced dumping capabilities.
- Transmission-mounted PTO and hydraulic pump required to power the hooklift.
- Standard in-cab manual controls which allow for precise metering of the manual hydraulic valve.
- Ten (10) gallon frame-mounted oil tank.
- Operating pressure is 4,200 psi.
- Hydraulic flow required is 16-gallons per minute.
- Valve bank equipped with power beyond port.
- Patented dump/load interface as featured on most Stellar Hooklifts.
- Hydraulic counterbalance valves to prevent cylinder collapse in case of hose failure.
- Inside or outside bolt-on slide through rear body tie-down latches.
- Plunger valve to prevent front jib movement when the dump frame is raised.
- Permanently lubricated and greaseable bushings used throughout.
- Grease zerks at all pin points to allow purging of contaminants.
- Carbon steel and zinc plated or type 17-4 stainless steel pins used throughout.
- All weldments painted with two-part polyurethane enamel.



Item Description	Slider20 - 54"	Slider20 - 61.75"	Slider 20 - 54" or 61.75"
Dump/Lift Capacity	20,000 lbs (9,071 kg)	20,000 lbs (9,071 kg)	20,000 lbs (9,071 kg)
A. Dump Angle	55°	55°	55°
B. Effective Length	143" - 185" (3.6 - 4.7 m)	143" - 185" (3.6 - 4.7 m)	143" - 185" (3.6 - 4.7 m)
C. Cab to Axle	138" - 156" (3.5 - 3.9 m)	138" - 156" (3.5 - 3.9 m)	138" - 156" (3.5 - 3.9 m)
D. Lowest Hook Height	45.75" (1.6 m)	39.5" (1.0 m)	45.75" to 39.5" (1.6 - 1.0 m)
Shipping Weight	3,500 lbs (1,588 kg)	3,600 lbs (1,633 kg)	3,700 lbs (1,678 kg)
Rec. Container Lengths	13' - 18' (3.9 - 5.5 m)	13' - 18' (3.9 - 5.5 m)	13' - 18' (3.9 - 5.5 m)
Hook Height	54" (Fixed) (1.37 m)	61.75" (Fixed) (1.6 m)	54" or 61.75" (Hyd.) (1.37 or 1.6 m)
Min. Truck GVWR	25,000 lbs (11,340 kg)	25,000 lbs (11,340 kg)	25,000 lbs (11,340 kg)

*When using a tarping system - add 12" to C.A. or C.T.

■ KEY FEATURES



Base section

The base section of a Stellar Slider may also be called a sub-frame. All Stellar Slider hooklifts are tied together in one common framework. This base section not only adds strength to the loader, but it places less stress concentration on the truck chassis than hooklifts without a common base. The base section provides for simple installation on most truck chassis.

Latches

Inside and or outside bolt-on latches for ease of installation and replacement.

Jib/secondary

The sliding jib allows for a wider range of container lengths and a means to control the truck's weight distribution while remaining in the latches. The jib and secondary booms are hexagonal shaped to reduce flexing, adding to structural integrity.

Wear pads

Easily replaceable wear pads for the jib/secondary boom assemblies that can be changed in minutes. Not necessary to disassemble hooklift to replace wear pads. The wear pads ensure long life for the jib/secondary assemblies.

Dump section

Dumping is accomplished through rear pivot point. Jib and dump sections must lock together to support the full length of container/body when in the dump mode.

Skid rollers

These three sets of rollers allows skid to roll freely forward and backwards while operating the jib. Prevent long sills from wearing prematurely, not dragging steel on steel. Also eliminates the need to replace wear pads on base frame.

Bushings and zerks

Bushings and grease zerks at all pivot points.

Counterbalance valves

Counterbalance valves are used on all cylinders, protecting both extend and retract functions in case of a hydraulic hose failure.

Pins

Carbon steel and zinc plated or type 17-4 stainless steel to prevent corrosion.

■ Stellar® Slider (Sliding Jib)

Model	Hook Height	Lift Capacity (lbs)	Effective Length (in)	Body Lengths (ft)	Cab-To-Axle/Trunnion
Slider20 (Fixed)	54 (1,372 mm)	20,000 (9,071 kg)	143/185 (3,632/4,699 mm)	13-18 (3,962-5,486 mm)	138-156 C.A. (3,505-3,962 mm)
Slider20 (Fixed)	61.75 (1,568 mm)	20,000 (9,071 kg)	143/185 (3,632/4,699 mm)	13-18 (3,962-5,486 mm)	138-156 C.A. (3,505-3,962 mm)
Slider20 (Hyd.)	54 or 61.75	20,000 (9,071 kg)	143/185 (3,632/4,699 mm)	13-18 (3,962-5,486 mm)	138-156 C.A. (3,505-3,962 mm)
Slider20-S (Fixed)	35.63 (905 mm)	20,000 (9,071 kg)	112/142 (2,845-3,607 mm)	10-14 (3,048-4,267 mm)	120 C.A. (3,048 mm)
Slider20-S (Fixed)	54 (1,372 mm)	20,000 (9,071 kg)	112/142 (2,845-3,607 mm)	10-14 (3,048-4,267 mm)	120 C.A. (3,048 mm)
Slider20-S (Hyd.)	35.63 or 54	20,000 (9,071 kg)	112/142 (2,845-3,607 mm)	10-14 (3,048-4,267 mm)	120 C.A. (3,048 mm)
Slider26 (Fixed)	35.63 (905 mm)	Up to 26,000 (9,071 kg)	129/171 (3,277/4,343 mm)	12-16 (3,658-4,877 mm)	130-144 C.A. (3,302-3,658 mm)
Slider26 (Fixed)	54 (1,372 mm)	Up to 26,000 (9,071 kg)	129/171 (3,277/4,343 mm)	12-16 (3,658-4,877 mm)	130-138 C.T. (3,302-3,505 mm)
Slider26 (Fixed)	61.75 (1,568 mm)	Up to 26,000 (9,071 kg)	129/171 (3,277/4,343 mm)	12-16 (3,658-4,877 mm)	130-138 C.T. (3,302-3,505 mm)
Slider26 (Hyd.)	35.63 or 54	Up to 26,000 (9,071 kg)	129/171 (3,277/4,343 mm)	12-16 (3,658-4,877 mm)	130-138 C.T. (3,302-3,505 mm)
Slider26 (Hyd.)	54 or 61.75	Up to 26,000 (9,071 kg)	129/171 (3,277/4,343 mm)	12-16 (3,658-4,877 mm)	130-138 C.T. (3,302-3,505 mm)
Slider34 (Fixed)	54 (1,372 mm)	28,000 (12,001 kg)	168/208 (4,267/5,283 mm)	14-20 (4,267-6,096 mm)	160-174 C.T. (4,064-4,420 mm)
Slider34 (Fixed)	61.75 (1,568 mm)	34,000 (15,422 kg)	168/208 (4,267/5,283 mm)	14-20 (4,267-6,096 mm)	160-174 C.T. (4,064-4,420 mm)
Slider34 (Hyd.)	54 or 61.75	34,000 (15,422 kg)	168/208 (4,267/5,283 mm)	14-20 (4,267-6,096 mm)	160-174 C.T. (4,064-4,420 mm)
Slider40 (Fixed)	54 (1,372 mm)	37,000 (16,783 kg)	132/168 (3,353/4,267 mm)	12-16 (3,658-4,877 mm)	130-144 C.T. (3,302-3,658 mm)
Slider40 (Fixed)	61.75 (1,568 mm)	40,000 (18,144 kg)	132/168 (3,353/4,267 mm)	12-16 (3,658-4,877 mm)	130-144 C.T. (3,302-3,658 mm)
Slider40 (Hyd.)	54 or 61.75	40,000 (18,144 kg)	132/168 (3,353/4,267 mm)	12-16 (3,658-4,877 mm)	130-144 C.T. (3,302-3,658 mm)
Slider50 (Fixed)	54 (1,372 mm)	42,000 (19,051 kg)	192/238 (4,877/6,046 mm)	16-22 (4,877-6,706 mm)	202 C.T. (5,131 mm)
Slider50 (Fixed)	61.75 (1,568 mm)	50,000 (22,680 kg)	192/238 (4,877/6,046 mm)	16-22 (4,877-6,706 mm)	202 C.T. (5,131 mm)
Slider50 (Hyd.)	54 or 61.75	50,000 (22,680 kg)	192/238 (4,877/6,046 mm)	16-22 (4,877-6,706 mm)	202 C.T. (5,131 mm)
Slider65 (Fixed)	54 (1,372 mm)	52,000 (23,587 kg)	193/217 (4,902/5,512 mm)	16-21.5 (4,877-6,553 mm)	170-190 C.T. (4,318-4,826 mm)
Slider65 (Fixed)	61.75 (1,568 mm)	65,000 (29,484 kg)	193/217 (4,902/5,512 mm)	16-21.5 (4,877-6,553 mm)	170-190 C.T. (4,318-4,826 mm)
Slider65 (Hyd.)	54 or 61.75	65,000 (29,484 kg)	193/217 (4,902/5,512 mm)	16-21.5 (4,877-6,553 mm)	170-190 C.T. (4,318-4,826 mm)



* This data is for reference purposes only, and is not intended to replace a properly calculated weight distribution.

Your local distributor:



Our People. Our Products.

190 State Street
P.O. Box 169
Garner, IA 50438
Telephone: (641) 923-3741 • (800) 321-3741
Fax: (641) 923-2812
Internet: www.stellarindustries.com
Email: sales@stellarindustries.com

Government specifications available.

* All specifications are subject to change without notification.

For the most up to date version of this brochure, please visit www.stellarindustries.com.

An Employee Owned Company.
Copyright © 2021 Stellar Industries, Inc.